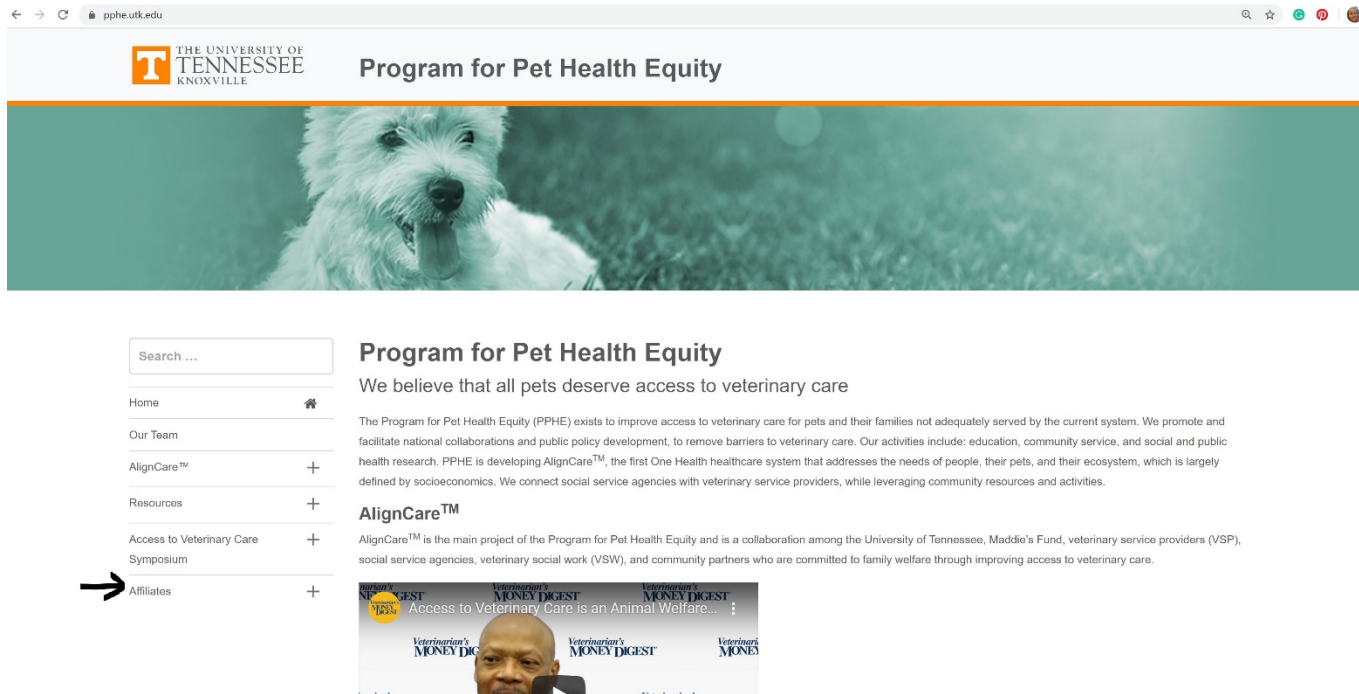


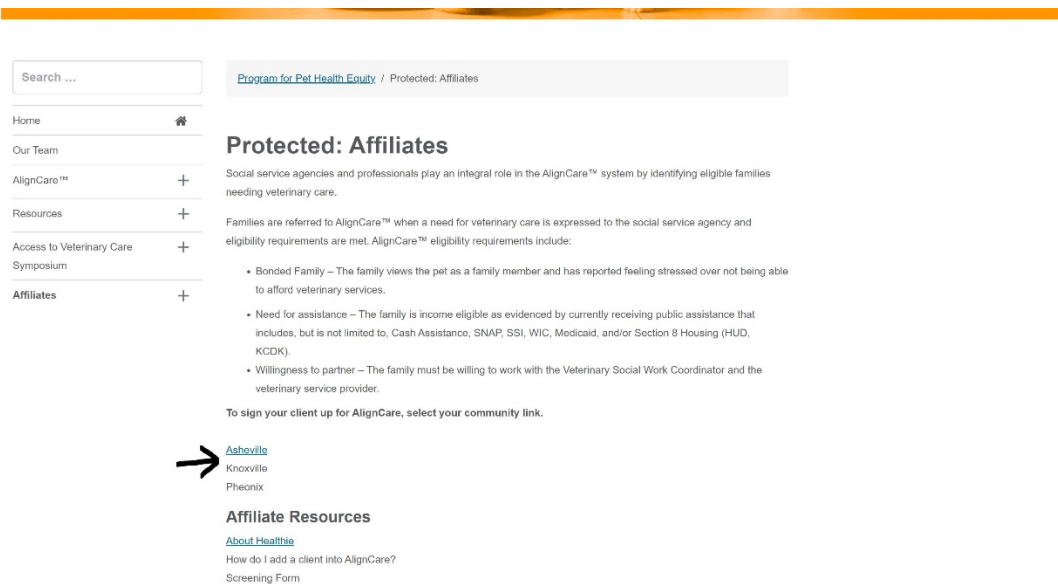
Welcome! We are glad you are here. At AlignCare™ we believe that all pets and their families deserve access to veterinary care. AlignCare™ is a healthcare system that increases access to veterinary care for pets in qualified families. Our goal is to keep families together and healthy by making it possible to get veterinary care for pets. The AlignCare™ healthcare system is made possible through generous funding from [Maddie's Fund](#). In this document, you will find information about how to help a client enroll in AlignCare™.

Step 1 – Visit the Program for Pet Health Equity website (pphe.utk.edu) and click on the **Affiliate** tab.



Step 2 – Enter the password Bonded Families to access the AlignCare™ Affiliates page. Please do not distribute this password to anyone outside of your organization or to clients.

Step 3 – Choose your affiliate’s community.

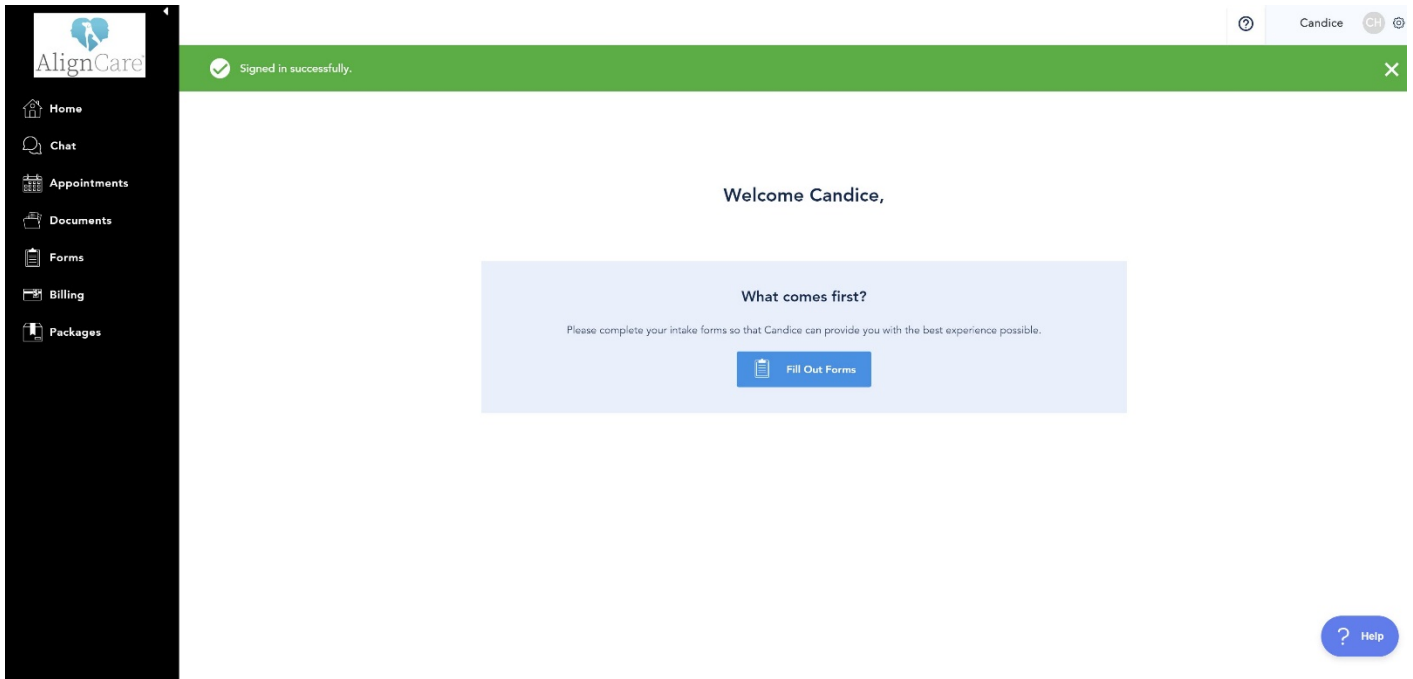


Step 4 – Help you client create an account.



The image shows a 'Create Your Account' form for AlignCare. At the top is the AlignCare logo, which consists of a blue heart with a white silhouette of a person and a dog inside. Below the logo is the text 'AlignCare™' and 'Create Your Account'. The form contains four input fields: 'First Name*' with an example 'Ex: Mary', 'Last Name*' with an example 'Ex: Smith', 'Email Address*' with an example 'Ex: mary.smith@gmail.com', and 'Create Password*' with a note 'Must be at least 8 characters'. A blue 'Create Account' button is positioned below the fields. At the bottom, there is a small disclaimer: 'By pressing "Create Account", you agree to the Terms of Use and Privacy Policy.'

Step 5 – Creating an account will prompt the client to fill out additional forms. These forms will give the Veterinary Social Work Coordinator the information needed to better meet the needs of the client.



The image shows a user dashboard for AlignCare. On the left is a dark sidebar with the AlignCare logo and navigation links: Home, Chat, Appointments, Documents, Forms, Billing, and Packages. At the top right, there is a user profile for 'Candice' with a 'Ch' icon and a help icon. A green notification bar at the top says 'Signed in successfully.' with a close button. The main content area features a 'Welcome Candice,' message and a light blue box titled 'What comes first?' with the text 'Please complete your intake forms so that Candice can provide you with the best experience possible.' and a blue 'Fill Out Forms' button. A blue 'Help' button is located in the bottom right corner.

AlignCare Social Service Agency Intake Form
Social Service Agency
AlignCare™ Screening Form

Signed in successfully.

Client Information

Pet Owner Name:
Type something

Address
Type something

Phone
Type something

Email:
Type something

Income Eligibility
Please indicate which of the following benefits client currently receives (check all that apply).

- Public Assistance (cash assistance)
- Medicaid
- Food Stamps
- Section 8
- Emergency Housing
- SSI
- Other means-tested benefit

Type something

Pet Information
How many pets are currently in the family?
Type something

#41496

Help

Once a client has created an account in Healthie, they are able to access their forms and information by going directly to the Healthie site or by using the Healthie app.

https://secure.gethealthie.com/users/sign_in

Healthie

Login

Don't have a login? [Sign Up](#)

Email Address
Email
Can't be blank

Password

Log in

Forgot Your Password? [Reset it](#)

Team from Healthie
Welcome to Healthie. If you have any questions about our platform, feel free to ask! - Cavan

I am a health / wellness provider interested in Healthie

I currently use Healthie

I work with a provider on Healthie

Something else